CT SERIES-General Purpose

CT1.3-12 (12V1.2AH)

Specification

Code:460-6050

Nominal Voltage	12V
Nominal Capacity(20HR)	1.2AH
Dimensions	Length 97±1mm (3.82 inches) Width 43±1mm (1.69 inches) Container Height 52±1mm (2.04 inches) Total Height (with Terminal) 58±1mm (2.28 inches)
Approx Weight	Approx 0.57 kg (1.26lbs)
Terminal	T1/T2
Container Material	ABS
Rated Capacity	1.20 AH/0.600A (20hr ,1.80V/cell,25°C/77°F) 1.12 AH/0.112A (10hr,1.80V/cell,25°C/77°F) 1.01 AH/0.202A (5hr,1.75V/cell,25°C/77°F) 0.882 AH/0.294A (3hr,1.75V/cell,25°C/77°F) 0.739 AH/0.739A (1hr,1.60V/cell,25°C/77°F)
Max. Discharge Current	18A (5s)
Internal Resistance	Approx 90mΩ
Operating Temp.Range	Discharge : -15～50°C (5～122°F) Charge : 0～40°C (32～104°F) Storage : -15～40°C (5～104°F)
Nominal Operating Temp. Range	25±3°C (77±5°F)
Cycle Use	Initial Charging Current less than 0.36A.Voltage 14.4V~15.0V at 25°C(77°F)Temp. Coefficient -30mV/°C
Standby Use	No limit on Initial Charging Current Voltage 13.5V~13.8V at 25°C(77°F)Temp. Coefficient -20mV/°C
Capacity affected by Temperature	40°C (104°F) 103% 25°C (77°F) 100% 0°C (32°F) 86%
Self Discharge	CT series batteries may be stored for up to 6 months at 25°C(77°F) and then a freshening charge is required. For higher temperatures the time interval will be shorter.

Applications

- *Emergency backup power supply*
- *Emergency light*
- *Railway signal*
- *Aircraft signal*
- *Alarm and security system*
- *Electronic apparatus*
- *Communication power supply*
- *DC power supply*
- *Auto control system and equipment*

VdS | Intertek ETL SEMKO | UL MH26866 | ISO14001 | ISO9001 | CE EMC Tested

Constant Current Discharge (Amperes) at 25 °C (77°F)

F.V/Time	5min	10min	15min	20min	30min	45min	1h	2h	3h	4h	5h	6h	8h	10h	20h
1.85V/cell	2.23	1.61	1.34	1.15	0.922	0.709	0.580	0.354	0.270	0.222	0.188	0.163	0.130	0.108	0.059
1.80V/cell	2.83	1.92	1.54	1.30	1.02	0.773	0.624	0.376	0.284	0.233	0.196	0.170	0.134	0.112	0.060
1.75V/cell	3.36	2.17	1.69	1.415	1.09	0.821	0.656	0.392	0.294	0.240	0.202	0.174	0.138	0.114	0.061
1.70V/cell	3.81	2.42	1.87	1.53	1.16	0.862	0.689	0.409	0.303	0.246	0.207	0.179	0.140	0.116	0.062
1.65V/cell	4.20	2.61	1.99	1.63	1.22	0.899	0.713	0.421	0.311	0.251	0.211	0.182	0.142	0.117	0.063
1.60V/cell	4.54	2.82	2.14	1.74	1.28	0.936	0.739	0.434	0.318	0.258	0.216	0.186	0.145	0.119	0.063

Constant Power Discharge (Watts) at 25 °C (77°F)

F.V/Time	5min	10min	15min	20min	30min	45min	1h	2h	3h	4h	5h	6h	8h	10h	20h
1.85V/cell	4.22	3.08	2.60	2.24	1.81	1.40	1.15	0.704	0.539	0.445	0.378	0.329	0.262	0.218	0.121
1.80V/cell	5.32	3.64	2.95	2.52	1.99	1.52	1.23	0.746	0.565	0.466	0.393	0.342	0.271	0.225	0.121
1.75V/cell	6.25	4.09	3.23	2.73	2.12	1.61	1.29	0.776	0.583	0.478	0.403	0.349	0.277	0.229	0.122
1.70V/cell	7.03	4.53	3.54	2.93	2.24	1.68	1.35	0.806	0.600	0.489	0.411	0.356	0.280	0.232	0.124
1.65V/cell	7.67	4.85	3.74	3.11	2.35	1.75	1.39	0.826	0.613	0.498	0.419	0.362	0.284	0.234	0.125
1.60V/cell	8.18	5.17	3.98	3.29	2.45	1.81	1.44	0.849	0.626	0.508	0.427	0.369	0.289	0.238	0.126

Dimensions

T1 Terminal

Unit: mm [inches]

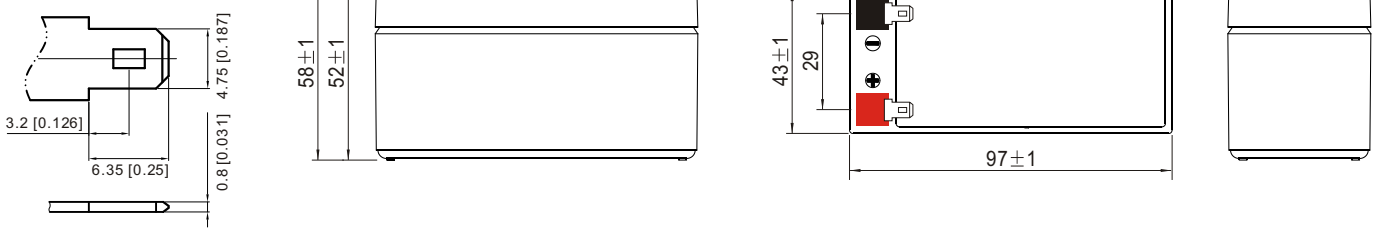

Discharge Characteristics

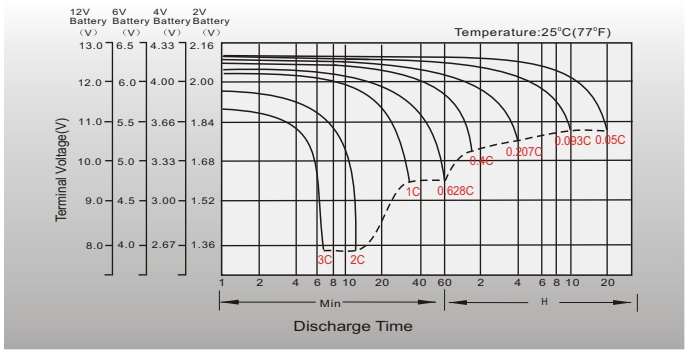

Float Charging Characteristics

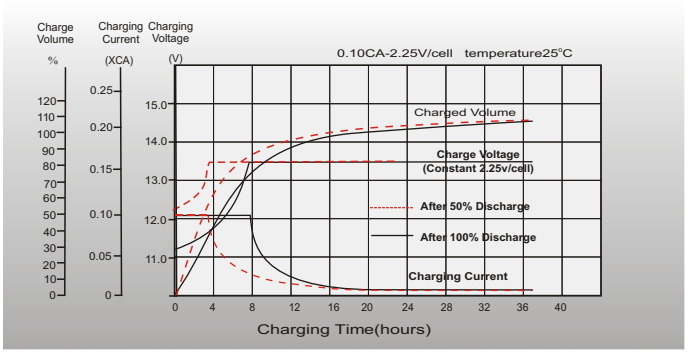

Temperature Effects in Relation to Battery Capacity

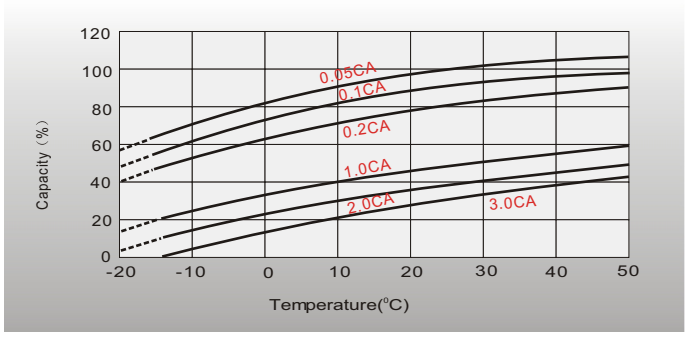

Effect of Temperature on Long Term Float Life

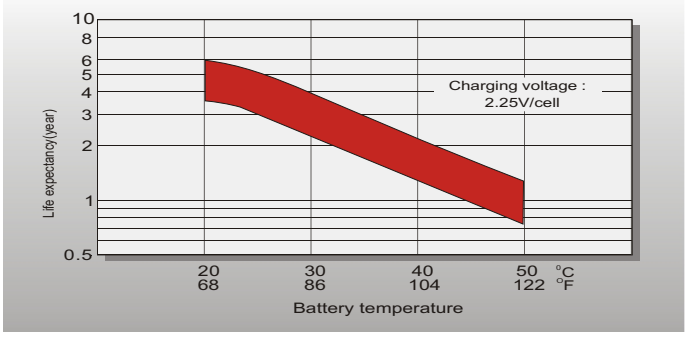

Cycle Life in Relation to Depth of Discharge

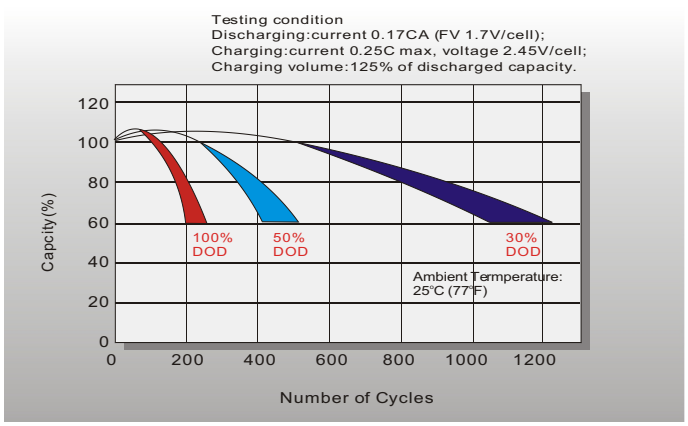

Self Discharge Characteristics

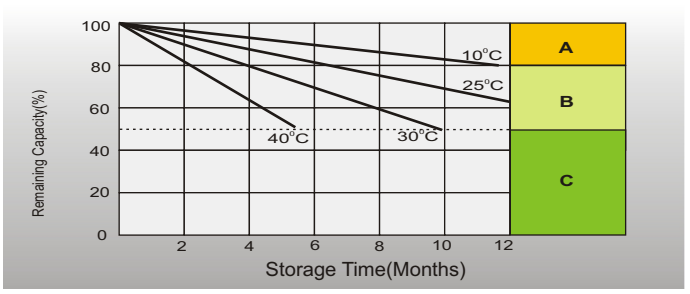

A No supplementary charge required
(Carry out supplementary charge before use if 100% capacity is required.)

B Supplementary charge required before use.Optional charging way as below:
1.Charged for above 3 days at limted current 0.25CA and constant volatge 2.25V/cell.
2.Charged for above 20hours at limted current 0.25CA and constant volatge 2.45V/cell.
3.Charged for 8~10hours at limted current 0.05CA .

C Supplementary charge may often fail to recover the capacity.
The battery should never be left standing till this is reached.

The data in this datasheet document are for information and descriptive purposes only and are not to make or imply any guarantee or warranty
No guarantee for zero failure status of given information inside this document. Please see/request detailed specification for finally valid data.
For more information and the contact details of the local suppliers, please visit CELLTECH-GROUP.COM