CT SERIES-General Purpose

CT45-12 (12V45AH)

Specification

Code:460-6107

Nominal Voltage	12V
Nominal Capacity(10HR)	45.0AH
Dimension	Length 197±2mm (7.76 inches) Width 165±2mm (6.50 inches) Container Height 170±2mm (6.69 inches) Total Height (with Terminal) 170±2mm (6.69 inches)
Approx Weight	Approx 14.2 Kg (31.3 lbs)
Terminal	T6
Container Material	ABS
Rated Capacity	46.8 AH/2.34A (20hr ,1.80V/cell,25°C/77°F) 45.0 AH/4.50A (10hr,1.80V/cell,25°C/77°F) 38.7 AH/7.74A (5hr,1.75V/cell,25°C/77°F) 35.1 AH/11.7A (3hr,1.75V/cell,25°C/77°F) 27.5 AH/27.5A (1hr,1.60V/cell,25°C/77°F)
Max. Discharge Current	540A (5s)
Internal Resistance	Approx 9.0mΩ
Operating Temp.Range	Discharge : -15～50°C (5～122°F) Charge : 0～40°C (32～104°F) Storage : -15～40°C (5～104°F)
Nominal Operating Temp. Range	25±3°C (77±5°F)
Cycle Use	Initial Charging Current less than13.5A.Voltage 14.4V~15.0V at 25°C(77°F)Temp. Coefficient -30mV/°C
Standby Use	No limit on Initial Charging Current Voltage 13.5V~13.8V at 25°C(77°F)Temp. Coefficient -20mV/°C
Capacity affected by Temperature	40°C (104°F) 103% 25°C (77°F) 100% 0°C (32°F) 86%
Self Discharge	CT series batteries may be stored for up to 6 months at 25°C(77°F) and then a freshening charge is required. For higher temperatures the time interval will be shorter.

Applications

- *Emergency backup power supply*
- *Emergency light*
- *Railway signal*
- *Aircraft signal*
- *Alarm and security system*
- *Electronic apparatus and equipment*
- *Communication power supply*
- *DC power supply*
- *Auto control system*

Constant Current Discharge (Amperes) at 25 °C (77°F)

F.V/Time	5min	10min	15min	20min	30min	45min	1h	2h	3h	4h	5h	6h	8h	10h	20h
1.85V/cell	77.0	60.6	51.5	43.1	34.2	25.9	21.2	13.5	10.7	8.73	7.03	6.12	4.97	4.25	2.32
1.80V/cell	103.4	77.4	62.2	50.9	40.4	30.1	23.8	14.7	11.5	9.32	7.56	6.57	5.27	4.50	2.34
1.75V/cell	116.6	85.0	68.0	54.8	41.9	31.3	24.9	15.3	11.7	9.53	7.74	6.75	5.36	4.55	2.36
1.70V/cell	128.4	92.7	72.6	57.6	43.6	32.5	25.6	15.9	12.0	9.78	7.95	6.89	5.44	4.59	2.41
1.65V/cell	141.5	100.0	77.1	61.2	46.0	33.3	26.5	16.3	12.5	10.12	8.17	7.04	5.53	4.68	2.44
1.60V/cell	156.1	108.6	82.5	65.1	48.6	34.7	27.5	16.9	12.9	10.43	8.44	7.20	5.58	4.73	2.45

Constant Power Discharge (Watts/cell) at 25 °C (77°F)

F.V/Time	5min	10min	15min	20min	30min	45min	1h	2h	3h	4h	5h	6h	8h	10h	20h
1.85V/cell	140.8	111.9	96.1	81.2	65.2	49.8	40.9	26.2	20.8	17.1	13.8	12.0	9.82	8.41	4.59
1.80V/cell	187.0	141.2	114.5	94.6	75.8	57.5	45.6	28.4	22.3	18.1	14.7	12.9	10.4	8.89	4.63
1.75V/cell	206.4	152.7	123.6	100.7	78.1	59.1	47.5	29.4	22.6	18.5	15.1	13.2	10.5	8.97	4.67
1.70V/cell	220.9	162.7	130.1	105.1	80.8	61.2	48.8	30.5	23.2	18.9	15.4	13.4	10.7	9.05	4.75
1.65V/cell	240.2	173.9	137.3	110.8	84.5	62.2	50.1	31.2	24.1	19.5	15.8	13.7	10.8	9.22	4.81
1.60V/cell	258.8	184.5	144.4	116.7	88.6	64.4	51.6	32.1	24.7	20.0	16.3	13.9	10.9	9.31	4.83

Dimensions

T6 Terminal

Unit: mm [inches]

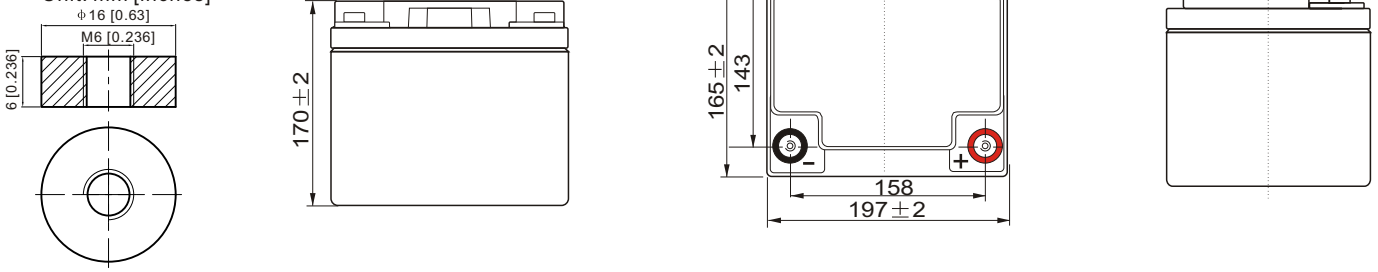

Discharge Characteristics

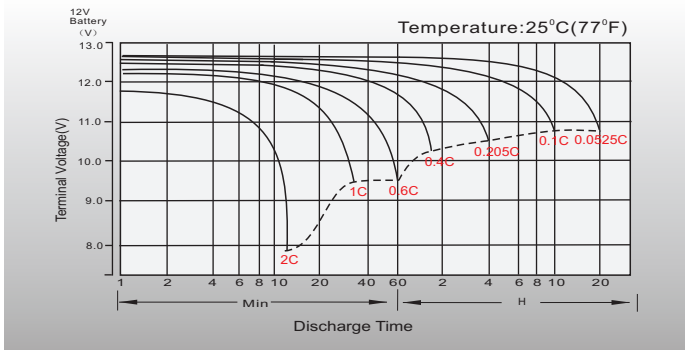

Float Charging Characteristics

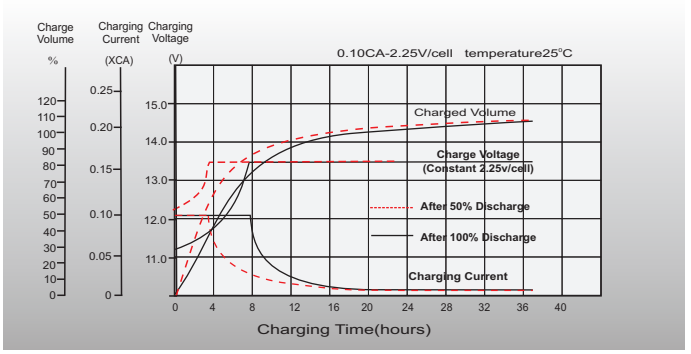

Temperature Effects in Relation to Battery Capacity

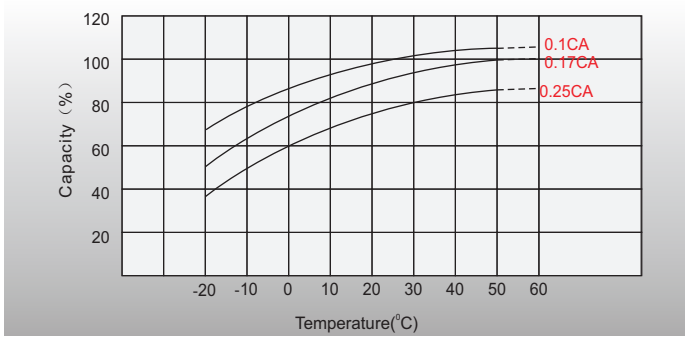

Effect of Temperature on Long Term Float Life

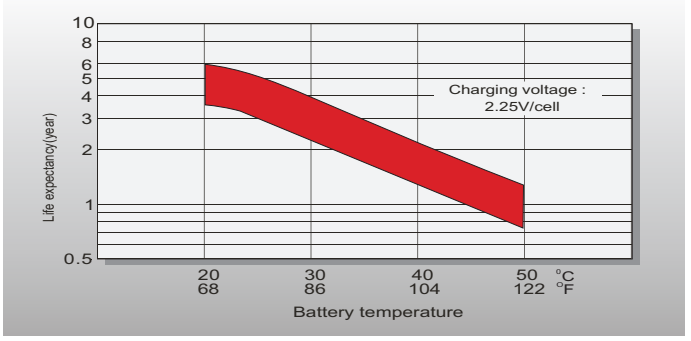

Cycle Life in Relation to Depth of Discharge

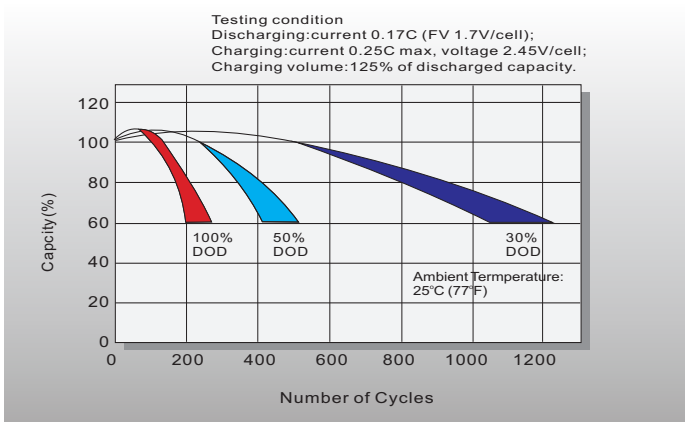

Self Discharge Characteristics

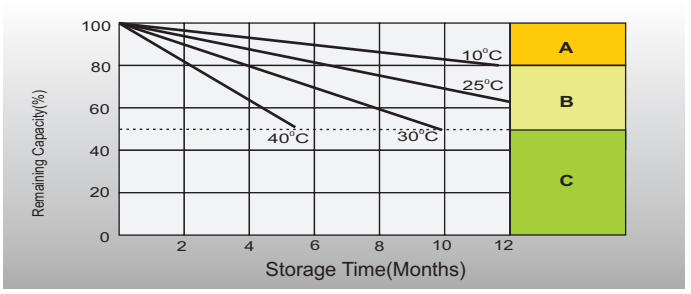

A No supplementary charge required
(Carry out supplementary charge before use if 100% capacity is required.)

B Supplementary charge required before use.Optional charging way as below:
1.Charged for above 3 days at limted current 0.25CA and constant volatge 2.25V/cell.
2.Charged for above 20hours at limted current 0.25CA and constant volatge 2.45V/cell.
3.Charged for 8~10hours at limted current 0.05CA .

C Supplementary charge may often fail to recover the capacity.
The battery should never be left standing till this is reached.

The data in this datasheet document are for information and descriptive purposes only and are not to make or imply any guarantee or warranty
No guarantee for zero failure status of given information inside this document. Please see/request detailed specification for finally valid data.
For more information and the contact details of the local suppliers, please visit CELLTECH-GROUP.COM